

## Programming

**Individual Abbreviated Number** \*51\* (0-9) \* No. #


**Erase One Number** #51\* (0-9) #

**Erase All Numbers** #51#

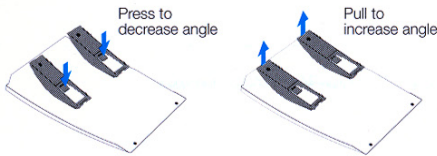
**Dialog 3211, 3212, 3213** Program Number or code Program

## Adapting the Telephone

**Tilting Display on Dialog 3212 and 3213**



**Tilting Foot Consoles**



## Symbol Explanations

Lift the handset

Replace the handset

**(0-9)** Press a wanted digit on the keypad

**6** Press the key

**Diversion** Pre-programmed key

**DEF 2x 3** Press repeatedly the key as many times as shown

**David** Programmable key (name or function code)

Extinguished lamp

**Dir** Key below the display (Dialog 3213 only)

Steady light

Flashing lamp

## Volume Control

**At Idle or when Ringing:**  
Tone Ringer Volume

**During Calls:**  
Handset or Loudspeaker Volume

## Tone Ringer Character

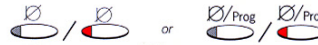
**Dialog 3211, 3212, 3213** Program (0-9) Program

## Ringing Options

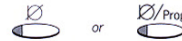
**Dialog 3211, 3212, 3213** Program Access (0-6) Access Program

- |                                    |   |
|------------------------------------|---|
| <b>0</b> No ringing (flash only)   | <b>4</b> Flash, two rings, flash                                |
| <b>1</b> Normal ringing            | <b>5</b> Immediate speech connection, (function key controlled) |
| <b>2</b> Delayed normal ringing    | <b>6</b> Immediate speech connection                            |
| <b>3</b> Two rings than flash only |   |

**Temporary Options\*\***  
Silent Ringing/Cancel



Mute when Ringing



## Lamp Indications

- |                                |   |
|--------------------------------|---|
| <i>Rapidly flashing lamp</i>   | Incoming call                                       |
| <i>Slowly flashing lamp</i>    | The line is put on hold                             |
| <i>Light with short breaks</i> | Ongoing call  |
| <i>Steady light</i>            | The function is active or a supervised line is busy |

Dialog 3210, 3211, 3212, 3213

System Telephones for MD110

Quick Reference Guide



North American function codes are used

\*Optional \*\*Only available for newer software versions of the telephone

## Answer Calls

Access 1



All Other Lines



Handsfree  
*(Dialog 3211, 3212, 3213 only)*

Call the ringing extension **8**

On Another Extension  
(Call pick-up)

## Make Calls

Ordinary Calls

Dial number

Common Abbreviated Number

Dial abbreviated number

Individual Abbreviated Number

\* \* (0-9)

Speed Dial  
(Dial by a Function Key)

David

Last External Number Redial

\* \* \*

Dial by Number Log\*  
*(Dialog 3213 only)*

Number Log **Next** **Call**

## Accept a Second Call

Activate/Cancel

Accept 2nd Call / Accept 2nd Call

## During Connected Calls

Switch to Loudspeaker  
*(Dialog 3211, 3212, 3213 only)*




Switch to Handsfree  
*(Dialog 3211, 3212, 3213 only)*



Switch to Handset



Mute/Cancel



Send Additional Digits

**9** Dial digits

## On Hold

Individual



Resume Call



Common



Resume Call - Own Ext.  
Resume Call - Another Extension


Call the extension where the call was put on hold **8**

## Inquiry

Activate



Alternate Between Calls  
(Refer Back)



Return to First Party



## Transfer

Transfer to Another Extension



## Conference

Activate



## When Busy Signal or No Answer

Activate Callback



Cancel One Callback

\* 6 \* Ext. #

Cancel All Callbacks


# 6 #

Send Call Waiting

**5** (At busy signal) Wait on the line

## Call Forwarding

Diversion



Cancel

# 2 #

Diversion No Answer

\* 21 #

Cancel

# 21 #

Diversion Busy

\* 22 #

Cancel

# 22 #

Diversion Override

\* 1 \* Ext. #

Follow-Me

Activate (from your own extension)

\* 2 \* New ext. #

Cancel

# 2 #

Re-direct from Answer-Point

\* 2 \* Own ext. \* New ext. #

Cancel from Answer-Point

# 2 \* Own ext. #

External Call Forwarding

\* 23 # External code/No. #

Cancel

# 23 #

Personal Number\*

Activate or Change Profile

\* 10 \* (1-5) #

Cancel

# 10 #

## General Cancellation

Cancel All Activated Features

# 0 #

## Voice Mail\*

Entering Your Mailbox:

In General

Dial Voice Mail number Follow recorded instructions

New Message Received

Message Follow recorded instructions

## Absence Information (Diversion Message)\*

Activate

\* 24 \* Reason \* HHMM/MMDD #

Reason Codes:

0 Lunch	HHMM	5 Absent	MMDD
1 Out: Day	MMDD	6 Vacation	MMDD
2 Out: Bus. (On business)	HHMM	7 Out: Ill	MMDD
3 Meeting	HHMM	8 Seminar	MMDD
4 Out: Trip (Business Trip)	MMDD	9 Jury Duty	MMDD

Cancel

# 24 #

## Authorization Code\*

Common Code

One Single Call

\* 6 \* Common code # External code & No.

Individual Code

Unlock Your Telephone

# 76 \* Individual code #

Lock Your Telephone

\* 76 \* Individual code #